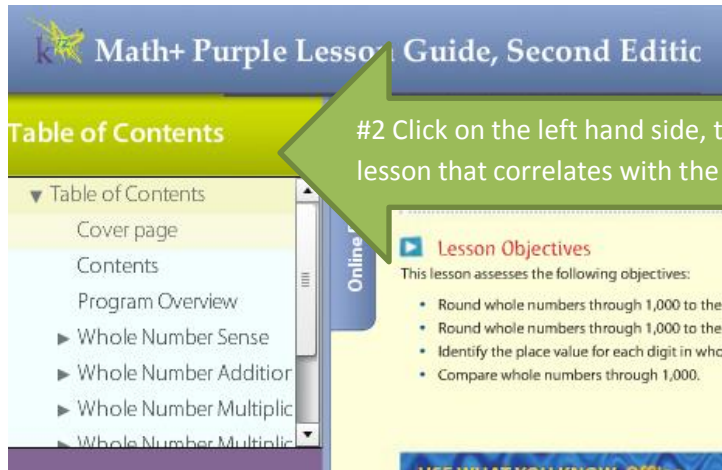


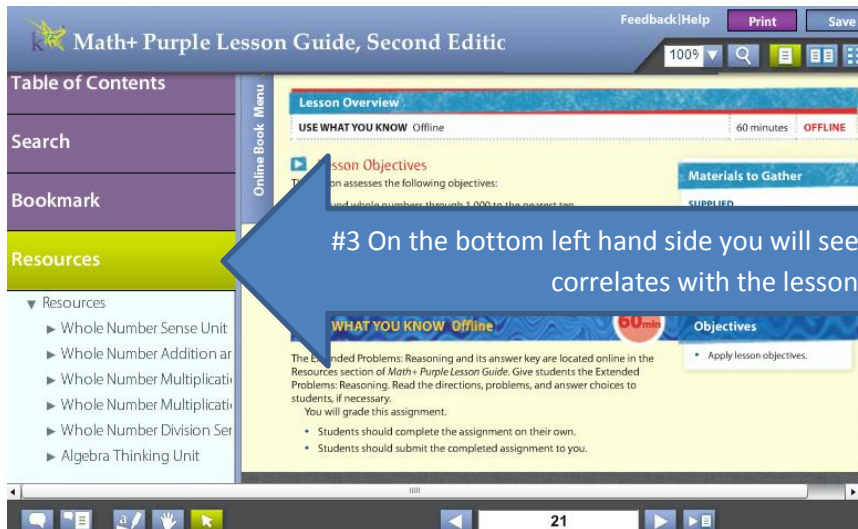
Watch a quick how-to video here: <http://screencast.com/t/ZddtviUMfF5i>

#1 Go to the online Math + Purple Lesson Guide, Second Edition:

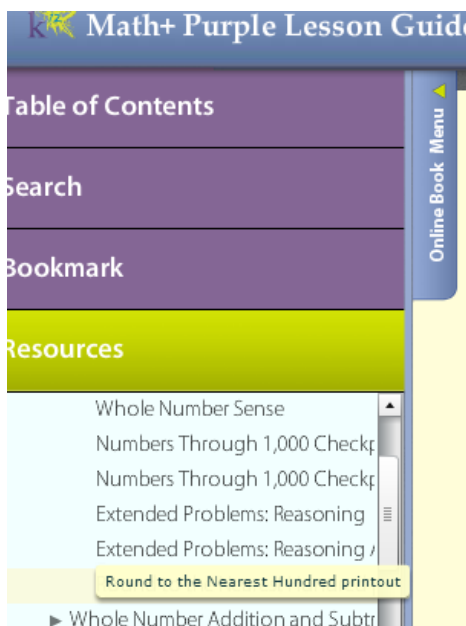
<http://k12.kitaboo.com/eBookWs/ebook/maths/maths16/>



#2 Click on the left hand side, the table of contents to find your unit and lesson that correlates with the lesson in your daily plan.



#3 On the bottom left hand side you will see the resources. Find the resource the correlates with the lesson in your daily plan.



#4 When you click on the resource you need the activity sheet will automatically pop up, prompting you to save. Save the resource to your computer, open it and then print.

#5 If the lesson asks you to turn it into your teacher before marking it complete, send the lesson to your teacher using file share or scan and attach to a K-mail. If you need to know how to file share visit this link:

<http://mvca3rdgrade.weebly.com/faq.html>